

THE RESILIENCE OF DLC IN THE FACE OF THE NEW MORTGAGE RULES



FOUNDERS
ADVANTAGE
CAPITAL

October 2016



Perceived Headwinds

Recent Legislative Announcements:

Canadian Finance Minister, Bill Morneau announced new policies aimed at protecting the financial security of Canadians and supporting the long term stability of the housing market in Canada including⁽¹⁾:

- All insured mortgages must undergo a “stress test”
 - Does not affect actual interest paid by consumer
 - Fixed rates were 5.99% in 2008 vs. current stress test rate of 4.64%
- New restrictions on government providing insurance for low-ratio mortgages
- New reporting rules for the primary residence capital gains exemption
- Government is launching consultations on lender risk sharing
- Implementation of a 15% tax on foreign buyers in Metro Vancouver by the B.C. provincial government

Government continues to update / amend these policies thanks to input from industry leaders like DLC; feedback has been requested from the mortgage industry by Feb 28th, 2017

Mitigants

Resilience of the DLC Model

- Significant operational diversification
- Strong geographic diversification – active in all provinces & territories
- ~40% market share (and growing)
- Notwithstanding economic state of Alberta, DLC has experienced a positive trend in the province
- Industry leading ability to acquire additional franchises and mortgage brokers (onboarding/reflagging)
 - DLC recently increased their Credit Facility to fund it's onboarding without negatively impacting it's cash flow
- Foreign buyers subject to new tax do not typically use mortgage broker

RECORD YEAR THUS FAR FOR DLC...

1

Strong Geographic & Operational Diversification

- Significant geographical diversification with over 650 locations across Canada and 5,000+ brokers
 - Active in all provinces and territories
 - Award winning website / technology allows Canadians to access mortgage information at their convenience
- Strong revenue diversification including royalties, franchise fees, lender bonuses, advertising fees and other
- Brokerage business is not solely tied to housing activity:
 - Mortgage renewal business has doubled since 2010 from 13% to 26% and refinancing has grown from 23% to 38%⁽¹⁾

2

Growth Drivers & Counter Cyclicity

- During the last recession, DLC went from #4 in market share in 2008 to #1 in 2011
- Acquiring additional franchises and mortgage brokers; typically accelerates during challenging economic / real estate cycles:
 - During times of economic volatility, brokers tend to partner with full-service brokers such as DLC given their industry leading technology, earning power and leading brand

3

Insulated From Foreign Tax Rules In Metro Vancouver

- Foreign buyers subject to the new tax on homes >\$2mm do not typically use a mortgage broker:
 - Often pay cash or have a relationship with a lender
- First time home buyers typically are not purchasing multi-million dollar homes

4

Resilience & Diversification Across Canada⁽²⁾

- Only ~14.5% of total industry broker volume comes from Alberta and ~22% from B.C.
- ~50% of industry brokerage originations come from Ontario, where Mortgage Centre Canada & Mortgage Architects are heavily weighted
- Dollar volume of all broker mortgage submissions (industry wide) in the Prairies decreased 13.2% from July 2015 to July 2016 while DLC increased its market share 3% and on-boarded 45 new brokers
- Notwithstanding the economic state of Alberta since 2013, DLC has experienced a positive trend in the province
 - DLC revenue flat in Alberta since 2014 while total dollar value of homes in the province reduced by ~24%

(1) Source: CMHC Study

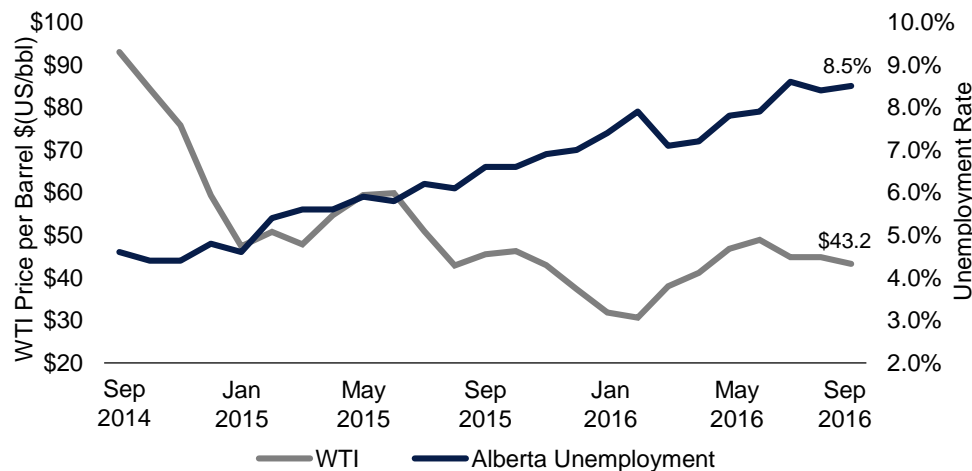
(2) Source: MLS, CMHC & D+H

ALBERTA CONSIDERATIONS

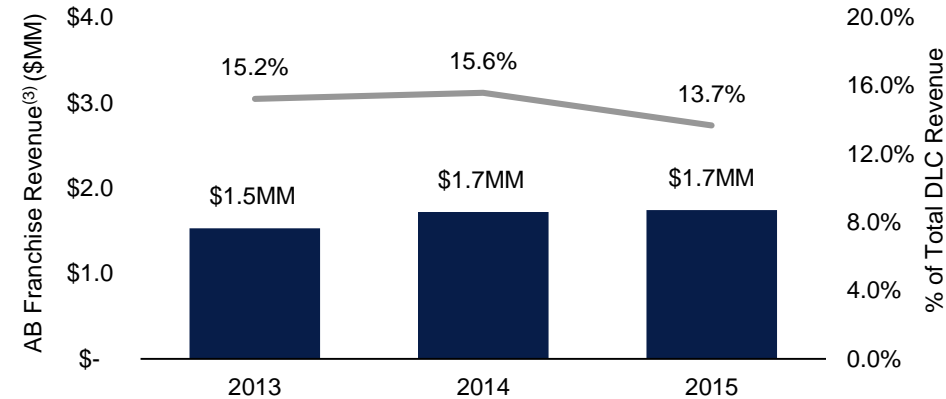
Background

- Notwithstanding the overall economic state in Alberta since 2013, DLC has experienced a positive trend in Alberta
- All active franchises in Alberta since 2013 were included in analysis
 - These franchises experienced a 0.1% increase in revenue from 2014 to 2015 while total dollar value of all homes sold reduced by ~24.0% over the same period⁽¹⁾
 - Alberta revenue contribution overall has reduced from 15.2% to 13.7%
- Furthermore, DLC's market share in the Prairies increased from 17.8% in July 2015 to 20.8% as at July 2016
 - Alberta makes up for ~75.0% of Prairies

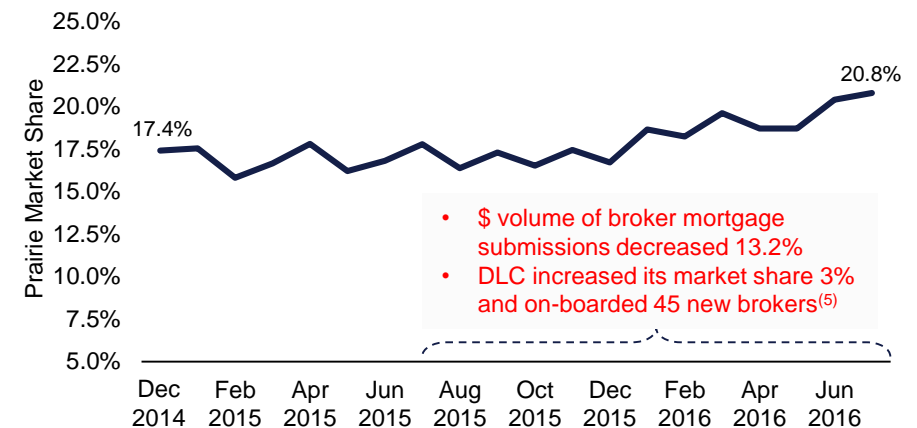
Alberta Economic Climate⁽²⁾



Alberta Revenue as % of Total DLC Revenue



Prairies Market Share⁽⁴⁾



Note: DLC excludes Mortgage Architects and Mortgage Centre Canada

(1) Alberta Government multiple listing service (MLS)

(2) Alberta Economic Dashboard

(3) Reflects DLC revenue generated from all franchises active since 2013

(4) Prairie region comprises of Alberta, Saskatchewan and Winnipeg; Alberta accounts for ~75% of Prairie region in terms of total business

(5) Source: D&H

DISCLAIMER



THIS PRESENTATION IS BEING SUPPLIED TO YOU SOLELY FOR YOUR INFORMATION AND MAY NOT BE REPRODUCED, FURTHER DISTRIBUTED OR PUBLISHED IN WHOLE OR IN PART BY ANY OTHER PERSON. THIS PRESENTATION DOES NOT CONSTITUTE OR FORM PART OF ANY OFFER FOR SALE OR SOLICITATION OF ANY OFFER TO BUY ANY SECURITIES NOR SHALL IT OR ANY PART OF OR FORM THE BASIS OF OR BE RELIED ON IN CONNECTION WITH ANY CONTRACT OR COMMITMENT TO PURCHASE SECURITIES.

The information contained in this presentation is provided as at the date of this presentation, may be in summary form and is not purported to be complete. No representation or warranty, express or implied, is made or given by or on behalf of the Company or any of its employees, officers, directors, advisers, representatives, agents or affiliates as to the accuracy, completeness or fairness of the information contained in this presentation. None of the Company its employees, officers, directors, advisers, representatives, agents or affiliates, shall have any liability whatsoever (in negligence or otherwise, whether direct or indirect, in contract, tort or otherwise) for any loss howsoever arising from any use of this presentation or its contents or otherwise arising in connection with this presentation.

No Other Authorized Statements or Representations: Readers are cautioned that no director, officer, employee, agent, affiliate or representation of the Founders Advantage Capital Corp. ("FA Capital" or the "Company") is authorized or permitted to make any written or verbal representation or statement concerning the business or activities of the Company, except as set out in this presentation. The Company expressly disclaims any written or verbal statement in addition to or contrary to anything contained in this presentation, and cautions readers that they are not entitled to rely on any written or verbal statement made by any person to the contrary.

Disclaimer Regarding Illustrative Transaction: The illustrative transaction attached in the Appendix does not represent any current, pending or proposed investment made or to be made by the Company, and is included solely for the purpose of describing the mathematical application of the Company's intended investment model and strategy. Readers cannot rely on the Illustrative Transaction as representing any potential investment to be made by the Company.

Financial Information: Certain information contained in this presentation is based on management accounts and estimates and has not been audited or reviewed by the Company's auditors. Recipients should not place undue reliance on this information. This presentation includes certain non-IFRS financial measures which have not been subject to a financial audit for any period.

Forward-Looking Information: This presentation contains statements that, to the extent that they are not historical fact, may constitute "forward-looking statements" within the meaning of applicable securities legislation. These statements include, among others, statements regarding business strategy, beliefs, plans, goals, objectives, assumptions or statements about future plans, objectives, events or performance of the Company, or the assumption underlying any of the foregoing. This presentation may use words such as "may", "would", "could", "will", "likely", "except", "anticipate", "believe", "intend", "plan", "forecast", "project", "estimate", "outlook", and other similar expressions to identify forward-looking statements. Actual results, performance or achievement could differ materially from that expressed in, or implied by any forward-looking statements in this presentation and, accordingly, investors should not place undue reliance on any such forward-looking statements.

Forward-looking information involves significant risks, assumptions, uncertainties and other factors that may cause actual future results or anticipated events to differ materially from those expressed or implied in any forward-looking statements and accordingly, should not be read as guarantees of future performance or results. New factors emerge from time to time, and it is not possible for management to predict all of such factors and to assess in advance the impact of each such factor on FA Capital's business or the extent to which any factor, or combination of factors, may cause actual results to differ materially from those contained in any forward-looking statements. Certain of these risks are described in the Company's public filings on SEDAR.com including the Company's most recent Management's Discussion and Analysis for the three and six months ended March 31, 2016. Should one or more of these risks or uncertainties materialize, or should underlying assumptions regarding future events or circumstances prove incorrect, actual results may vary materially from those described herein as anticipated, believed, estimated, expected or targeted.

The forward-looking statements contained in this presentation are made as of the date hereof and speak only as of the date on which such statements are made and FA Capital does not undertake any obligation to update publicly or to revise any of the included forward-looking statements as a result of new information, future events or otherwise, except as required by applicable law. The forward-looking statements contained herein are expressly qualified by this cautionary statement.

Confidentiality: The information in this presentation has been prepared by the Company and is confidential and intended for use only by the recipient. It should not be reproduced or disclosed to any other person without the consent of FA Capital. This presentation remains the property of FA Capital and must be returned on request and any copies you have made must be destroyed. By retaining a copy of this presentation, the recipient agrees to maintain the presentation confidential in accordance with the foregoing terms.

No Advice: The information contained in this presentation does not constitute investment, legal, accounting, regulatory, taxation or other advice and the information does not take into account your investment objectives or legal, accounting, regulatory, taxation or financial situation or particular needs. You are solely responsible for forming your own opinions and conclusions on such matters and the market and for making your own independent assessment of the information. You are solely responsible for seeking independent professional advice in relation to the information contained herein and any action taken on the basis of the information contained herein. No responsibility or liability is accepted by any person for any of the information or for any action taken by you or any of your officers, employees, agents or associates on the basis of such information.